



F5 Rudder

Complete Repair & Restoration



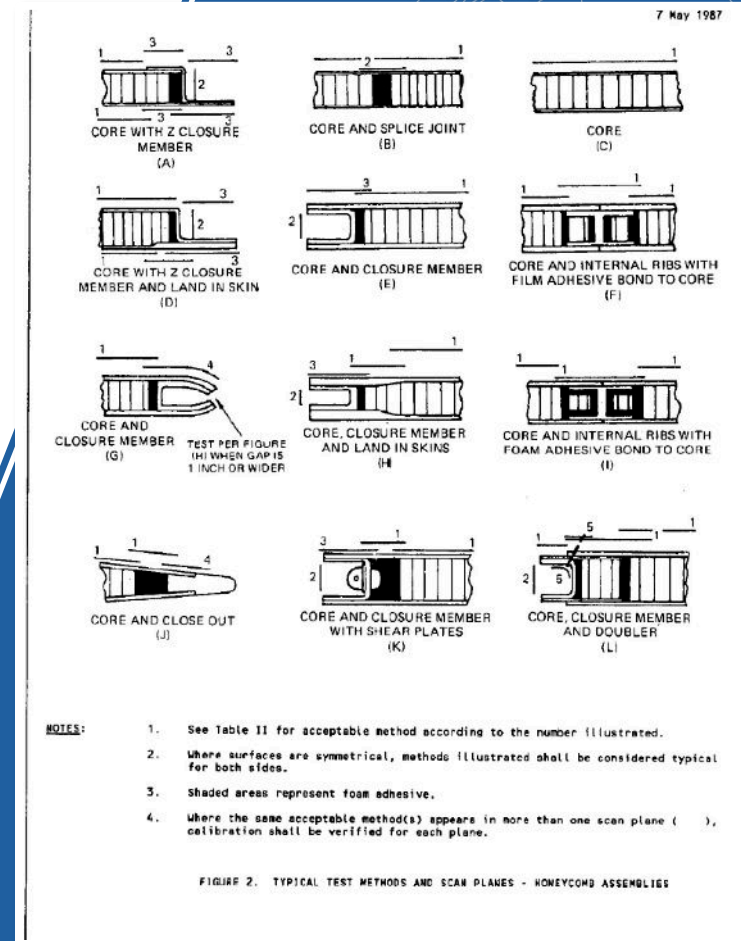
RTAF Rudders as Received



Step 1. Media Clean Rudders using Certified USAF Process; MIL-P-85891B




Using another 'As Removed' F-5 Rudder, Bond Test Sampling developed per IT-89.




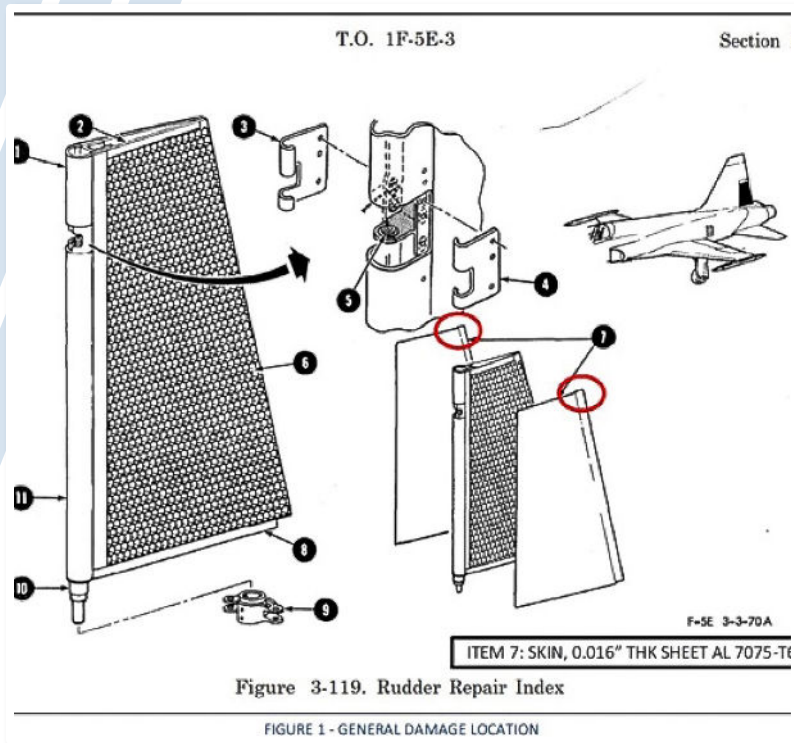
Step 2. Ultrasonic Testing



Step 3. Bond Testing: Rudder skin to honeycomb core



Step 4. Repair damages found on rudders incorporating all OEM and USAF repair procedures and certified processes



Step 5. Allow paint and adhesive to cure 24 hours in 90 degree Paint Booth.



Rudders, part marked with serial numbers and repair dates – crated, ready to ship





THANK YOU



The COC F-5 Team - www.coc-aerospace.com



EXPERIENCE - NEARLY 5 DECADES YEARS SUPPORTING LEGACY AIRCRAFT

CUSTOMER SERVICE - OVER 50 YEARSSUPPORTING THE SAME CUSTOMERS

TRUST - ABOVE ALL, WE ALWAYS DO THE RIGHT THING



COC Aerospace - Proprietary and Confidential Company Information

